






BODY BIKE®

YOUR **BIKE** YOUR **RIDE**

BODY BIKE INTERNATIONAL

 Uffe A. Olesen
 uffe@body-bike.com
 +45 28 86 11 15

BODY BIKE® is the forefront Scandinavian ingenuity and design. BODY BIKE® is handmade in Denmark. Established in 1997 and based in the North of Denmark. BODY BIKE® is present in more than 33 countries around the world. All models are commercial grade.

20 24

BODY BIKE®

HANDMADE IN DENMARK
SINCE 1997

[WATCH 25 YEARS RECAP VIDEO](#)

WORLD CLASS INDOOR BIKES

QUALITY & SUSTAINABILITY

One distinctive and revolutionary design feature makes BODY BIKE® Indoor bikes stand out from the crowd: our indoor cycles are fully enclosed bikes. The covers protect the user from the rotating flywheel, they preserve the inner components ensuring **high durability** and **low maintenance**. BODY BIKE® values sustainability, that's why the bikes are built to last. Buy quality, buy once, buy BODY BIKE®

[READ MORE](#)

[ASSEMBLY VIDEO](#)

EQUIPMENT LIFE & MAINTENANCE

The use of high quality materials like **stainless steel, aluminum, cast iron and carefully selected plastic components** providing a highly reliable product with durability suitable for the tough indoor cycling environment. The bikes are easy to clean and service. Follow our maintenance guide and use original spare parts to make your bike last. View maintenance guides and spare parts on the BODY BIKE® website.

[EXPLORE SUPPORT](#)

[EXPLORE MANUALS](#)

[EXPLORE PARTS](#)

CUSTOMISATION

We offer unique bike customisation and branding options, matching your unique brand identity. We take your studio design to the next level.

[READ MORE](#)

MAKE THE **BODY BIKE®**
THE STAR OF YOUR **STUDIO**

Color and branding, music and lights is key in developing a motivating indoor cycling studio that will keep your costumers comming back.



THE **PERFECT FIT**
BODY BIKE® BRANDING



CONNECTIVITY

Experience seamless connectivity with the BODY BIKE SMART+.

Connect to any Bluetooth and ANT+ device.

Apple Watch with WatchOS 10 and above can connect directly to the BODY BIKE SMART+ and track your activity in the Apple Fitness App.

WATCH VIDEO PRESENTATION



WE DID THE MATH

The sustainable siblings have a carbon footprint of 0,19 tonne CO₂ e. E stands for equivalent and is a metric used to compare the emissions of various greenhouse gasses on the basis of their global warming effect.



Achieving a CO₂ footprint of only 0.19 tonnes CO₂e for the BODY BIKE is a remarkable accomplishment in terms of sustainability. This low carbon footprint is a result of several factors, including the use of recycled materials in the manufacturing process and the conscious selection of eco-friendly components

Read more about our sustainable agenda on our [website](#) or watch our video below

WATCH



SIMPLE AND CARE FREE MAINTENANCE

BODY BIKE® offers a complete online support system for maintaining your BODY BIKES®. Including manuals, a maintenance guide, a bike setup guide and spare parts.

BODY BIKE® spare parts are dispatched within 24 hours

[EXPLORE MAINTENANCE GUIDE](#)

[EXPLORE MANUALS](#)

[EXPLORE SERVICE ITEMS](#)

[EXPLORE SPARE PARTS](#)



NO WEAK LINKS

20 KILO FLYWHEEL & SKF BEARING

All BODY BIKE® models are equipped with a 20kg/44 lbs. flywheel made of cast iron. The weight ensures a natural cycling experience. The SKF bearings enhance productivity and reduce chances of breakdown and minimize down time



1500 HOUR KEVLAR® BRAKE PAD

All BODY BIKER® models are equipped with a kevlar brake pad. The brake pad is made from hardened aluminum and surface anodized. Fitted with the BODY BIKE synthetic kevlar® break pad.



POLY-V BELT WITH KEVLAR® REINFORCEMENT

All BODY BIKE® models are equipped with a Kevlar®-reinforced Poly-V belt to enhance equipment life and durability. Ensures smooth and silent cycling experience.



BODY BIKE® DUAL SPD/STANDARD PEDALS

The BODY BIKE® dual SPD/standard pedals feature a wide non-slip pedaling surface on one side and an SPD locking system on the other side. Giving you the option to click in cycling shoes or use regular trainers.



USER SPECIFICATIONS

SMART

SMART+

Maximum user weight 150 kg/ 331 lbs
Maximum user height 220 cm/7.2 ft
Q-factor 168 cm/6.6"



CONNECT

SUPREME

Maximum user weight 150 kg/ 331 lbs
Maximum user height 220 cm/7.2 ft
Q-factor 168 cm/6.6"



MINIMUM

MAXIMUM

TAILORMADE DEALS

GYMS, STUDIOS BOUTIQUE FITNESS, CORPORATE
GYMS, HOTELS & APARTMENT FITNESS

VOLUME DISCOUNT

FINANCING

INSTALLATION

DELIVERY

SERVICE CONTRACT

BUY BACK

TRADE IN

TALK TO US

WE WILL TAILOR THE DEAL TO FIT YOUR NEEDS.

EXPLORE BODY BIKE® MODELS

BODY BIKE[®]

BUY QUALITY BUY ONCE

READ OUR E-MAGAZINE

INDOOR CYCLING INSIGHTS AND INSPIRATION

RIDE HIGH
MAGAZINE.COM

READ